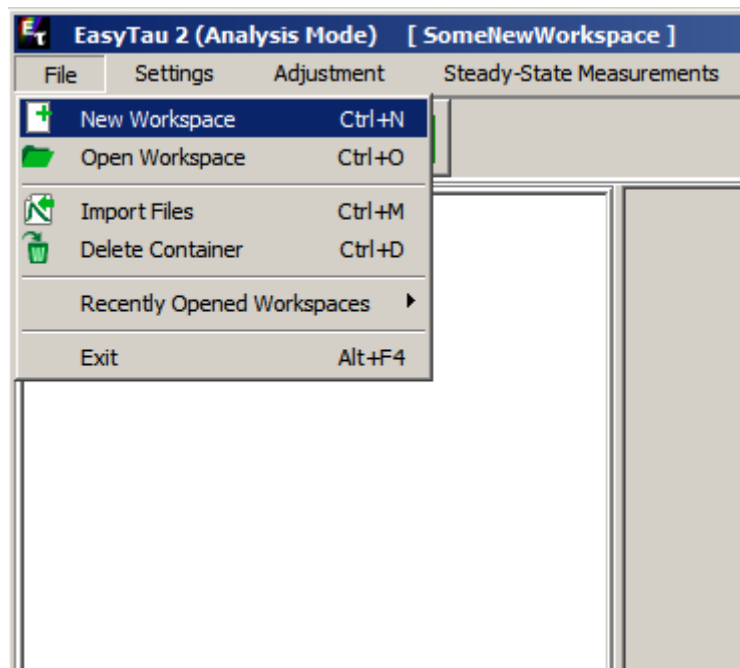
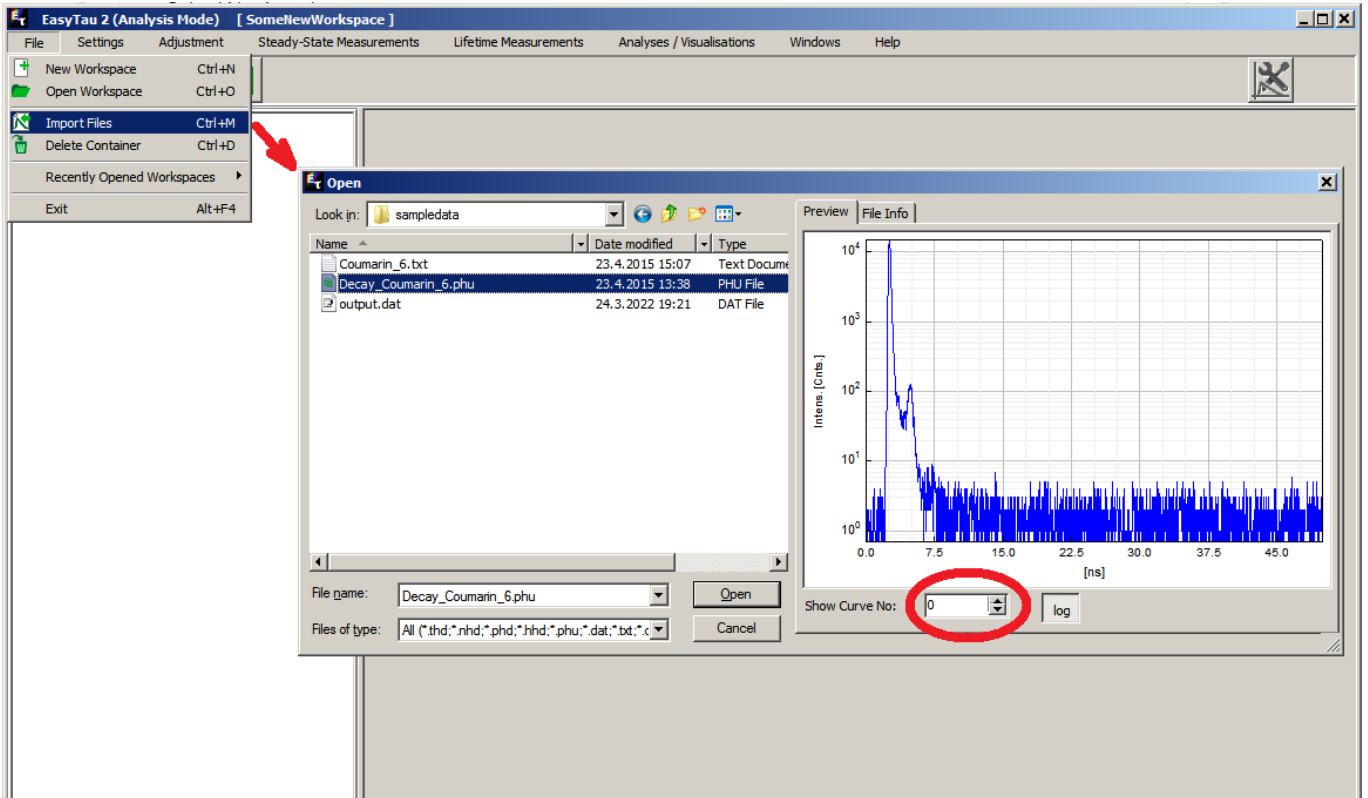


Data file import

Create a new workspace or open an existing one:

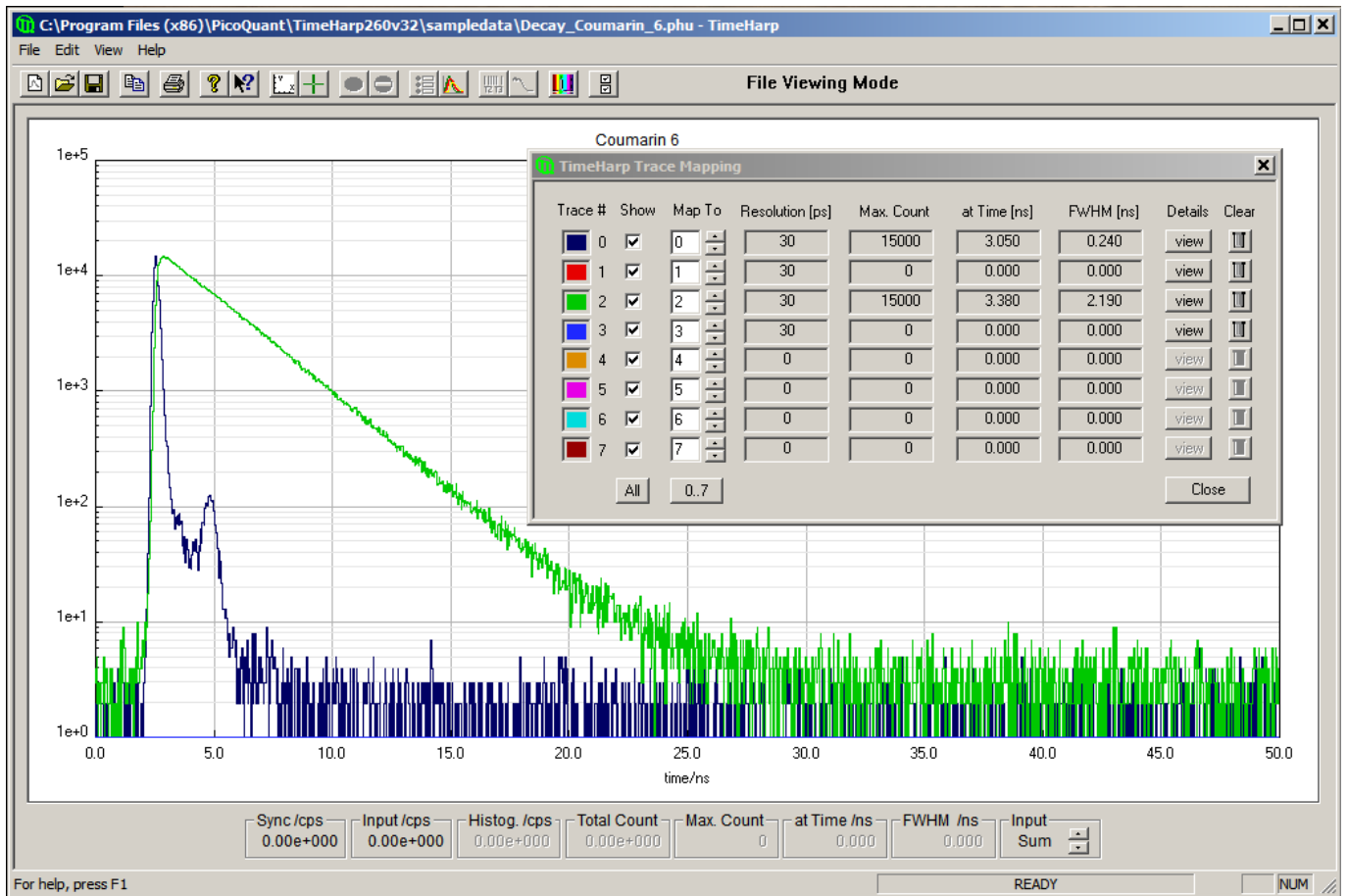


Then select Import Files. A new dialog opens, where the data file is selected:



The file selected above is a sample data file, `Decay_Coumarin_6.phu` installed during the installation of the [native TimeHarp260 software](#). This file contains two histograms: an [Instrument Response Function \(IRF\)](#) and a decay curve of Coumarin6 dissolved in ethanol. During file import, before pressing the **O**pen button, it is possible to preview and step through the data content of selected file using the control elements on the right hand side of the dialog.

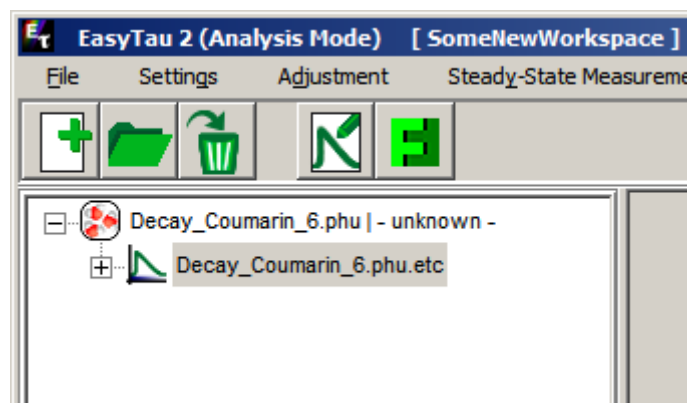
The same data file, when opened in the native software, looks like this:



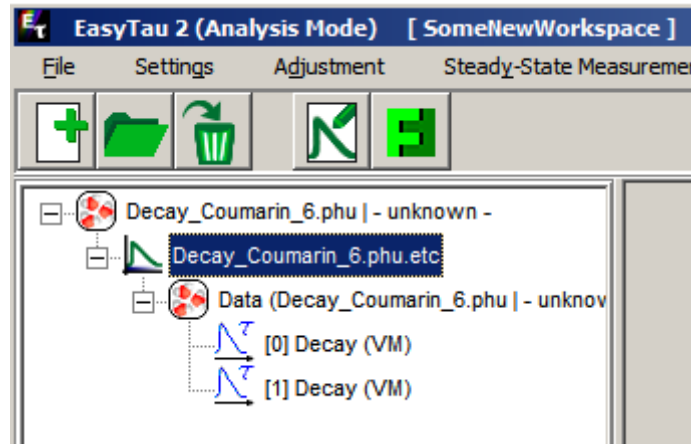
Trace #0 shows the IRF, Trace #2 is the decay curve. The other data blocks are empty. Both Trace #0 and #2 will be imported into a single .etc data container. This will make the data analysis easier. In general, such a .phu file may contain many more histograms.

It is also possible that an IRF measurement and a decay measurement are stored in two separate .phu files. This is no problem, but then the file import procedure has to be repeated for each file and the imported curves will end up in dedicated .etc data containers.

After importing Decay_Coumarin_6.phu, the workspace looks like this:



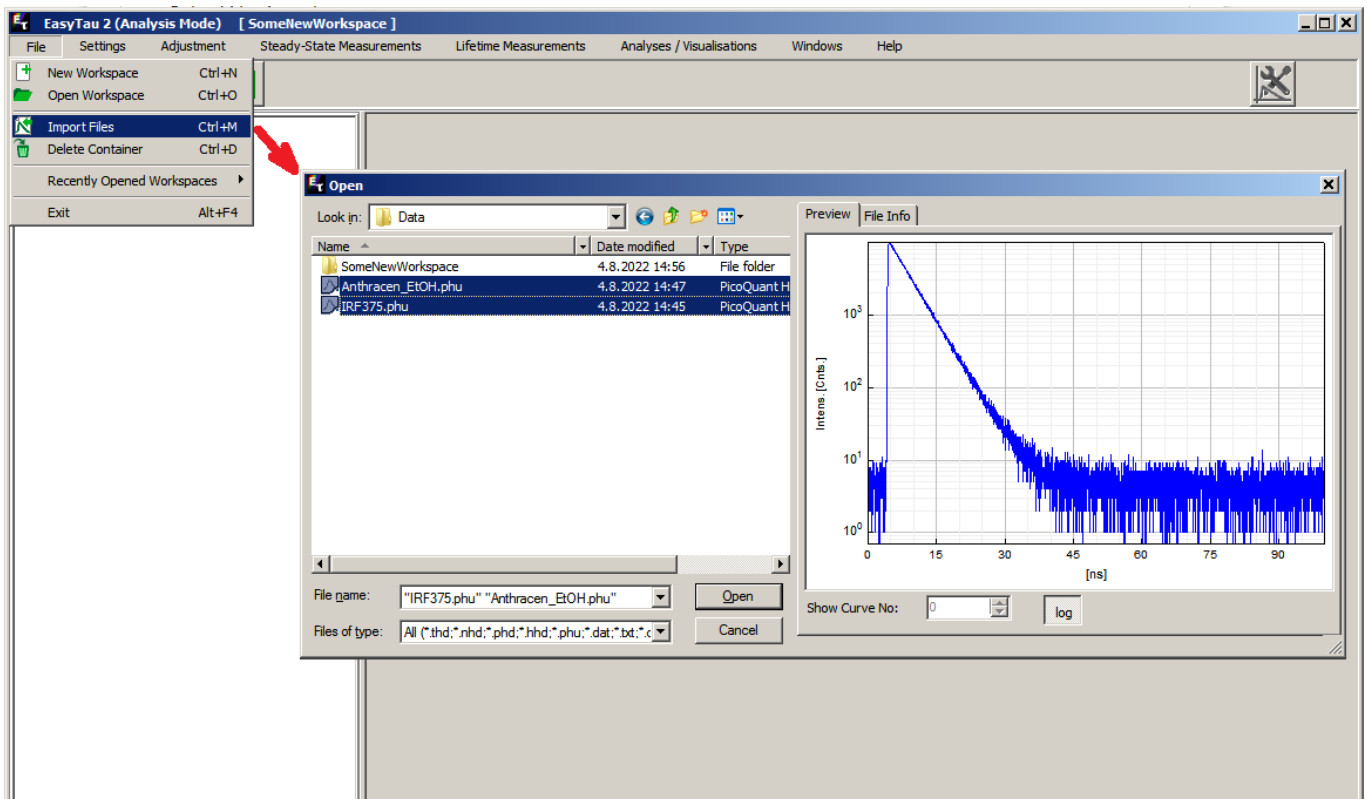
After expanding the data container:



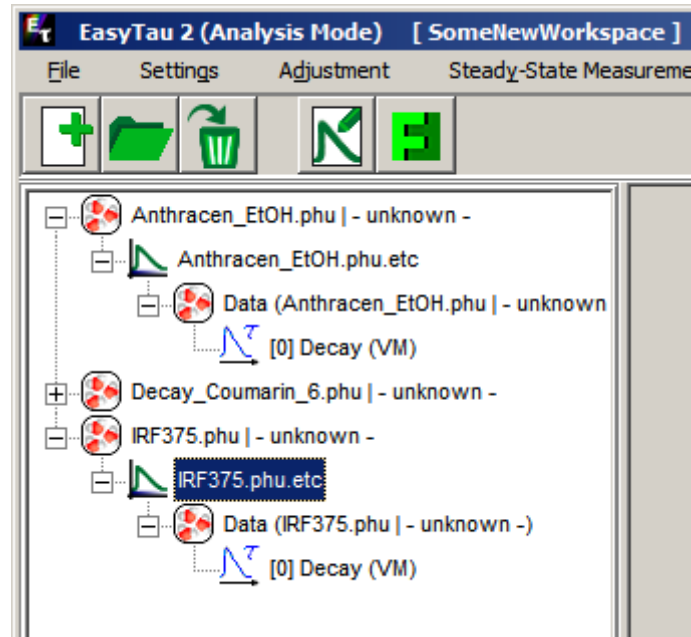
Two histograms have been imported. They are shown as “Decay” because EasyTau does not know their assignment yet.

Multiple File Import

Importing multiple data files is easy. Use CTRL + Click to select multiple files:



Each input .phu file has got a dedicated .etc data container:



Unlike Decay_Coumarin_6.phu containing two histograms, both Anthracene_EtOH.phu and IRF375.phu contains only one histogram. These two measurements actually belong to each other. In order to perform reconvolution fitting of the Anthracene decay, the corresponding IRF measured at 375nm excitation wavelength will be needed.

Copyright of this document belongs to PicoQuant GmbH. No parts of it may be reproduced, translated or transferred to third parties without written permission of PicoQuant GmbH. All information given here is reliable to our best knowledge. However, no responsibility is assumed for possible inaccuracies or omissions. Specifications and external appearances are subject to change without notice.



PicoQuant GmbH
 Rudower Chaussee 29 (IGZ)
 12489 Berlin
 Germany

P +49-(0)30-1208820-89
 F +49-(0)30-1208820-90
 info@picoquant.com
 www.picoquant.com